
















































































































Released May 2008

		Piracy Rates					Losses (\$M)				
		2007	2006	2005	2004	2003	2007	2006	2005	2004	2003
<b>ASIA-PACIFIC</b>											
	Australia	28%	29%	31%	32%	31%	\$492	\$515	\$361	\$409	\$341
	Bangladesh	92%	92%	-	-	-	\$92	\$90	-	-	-
	China	82%	82%	86%	90%	92%	\$6,664	\$5,429	\$3,884	\$3,565	\$3,823
	Hong Kong	51%	53%	54%	52%	52%	\$224	\$180	\$112	\$116	\$102
	India	69%	71%	72%	74%	73%	\$2,025	\$1,275	\$566	\$519	\$367
	Indonesia	84%	85%	87%	87%	88%	\$411	\$350	\$280	\$183	\$158
	Japan	23%	25%	28%	28%	29%	\$1,791	\$1,781	\$1,621	\$1,787	\$1,633
	Malaysia	59%	60%	60%	61%	63%	\$311	\$289	\$149	\$134	\$129
	New Zealand	22%	22%	23%	23%	23%	\$55	\$49	\$30	\$25	\$21
	Pakistan	84%	86%	86%	82%	83%	\$125	\$143	\$48	\$26	\$16
	Philippines	69%	71%	71%	71%	72%	\$147	\$119	\$76	\$69	\$55
	Singapore	37%	39%	40%	42%	43%	\$159	\$125	\$86	\$96	\$90
	South Korea	43%	45%	46%	46%	48%	\$549	\$440	\$400	\$506	\$462
	Sri Lanka	90%	90%	-	-	-	\$93	\$86	-	-	-
	Taiwan	40%	41%	43%	43%	43%	\$215	\$182	\$111	\$161	\$139
	Thailand	78%	80%	80%	79%	80%	\$468	\$421	\$259	\$183	\$141
	Vietnam	85%	88%	90%	92%	92%	\$200	\$96	\$38	\$55	\$41
	Other AP	91%	86%	82%	76%	76%	\$69	\$148	\$29	\$63	\$37
<b>TOTAL AP</b>		<b>59%</b>	<b>55%</b>	<b>54%</b>	<b>53%</b>	<b>53%</b>	<b>\$14,090</b>	<b>\$11,718</b>	<b>\$8,050</b>	<b>\$7,897</b>	<b>\$7,555</b>
<b>CENTRAL &amp; EASTERN EUROPE</b>											
	Albania	78%	77%	76%	77%	-	\$11	\$11	\$9	\$7	-
	Armenia	93%	95%	95%	-	-	\$8	\$8	\$7	-	-
	Azerbaijan	92%	94%	94%	-	-	\$50	\$51	\$40	-	-
	Bosnia	68%	68%	69%	70%	-	\$13	\$14	\$13	\$12	-
	Bulgaria	68%	69%	71%	71%	71%	\$63	\$50	\$41	\$33	\$26
	Croatia	54%	55%	57%	58%	59%	\$68	\$62	\$51	\$50	\$45
	Czech Republic	39%	39%	40%	41%	40%	\$161	\$147	\$121	\$132	\$106
	Estonia	51%	52%	54%	55%	54%	\$20	\$16	\$18	\$17	\$14
	Hungary	42%	42%	42%	44%	42%	\$125	\$111	\$106	\$126	\$96
	Kazakhstan	79%	81%	85%	85%	85%	\$110	\$85	\$69	\$57	-
	Latvia	56%	56%	57%	58%	57%	\$29	\$26	\$20	\$19	\$16
	Lithuania	56%	57%	57%	58%	-	\$37	\$31	\$25	\$21	\$17
	FYROM	68%	69%	70%	72%	-	\$11	\$10	\$9	\$8	-
	Moldova	92%	94%	96%	-	-	\$43	\$56	\$44	-	-
	Montenegro	83%	82%	83%	83%	-	\$7	\$6	\$9	\$8	-
	Poland	57%	57%	58%	59%	58%	\$580	\$484	\$388	\$379	\$301
	Romania	68%	69%	72%	74%	73%	\$151	\$114	\$111	\$62	\$49
	Russia	73%	80%	83%	87%	87%	\$4,123	\$2,197	\$1,625	\$1,362	\$1,104
	Serbia	76%	78%	80%	80%	-	\$72	\$59	\$95	\$85	-
	Slovakia	45%	45%	47%	48%	50%	\$54	\$47	\$44	\$48	\$40
	Slovenia	48%	48%	50%	51%	52%	\$39	\$36	\$33	\$37	\$32
	Ukraine	83%	84%	85%	91%	91%	\$403	\$337	\$239	\$107	\$92
	Other CEE	88%	90%	92%	88%	83%	\$173	\$166	\$145	\$112	\$173
<b>TOTAL CEE</b>		<b>68%</b>	<b>68%</b>	<b>69%</b>	<b>71%</b>	<b>71%</b>	<b>\$6,351</b>	<b>\$4,124</b>	<b>\$3,262</b>	<b>\$2,682</b>	<b>\$2,111</b>
<b>LATIN AMERICA</b>											
	Argentina	74%	75%	77%	75%	71%	\$370	\$303	\$182	\$108	\$69
	Bolivia	82%	82%	83%	80%	78%	\$19	\$15	\$10	\$9	\$11
	Brazil	59%	60%	64%	64%	61%	\$1,617	\$1,148	\$766	\$659	\$519
	Chile	66%	68%	66%	64%	63%	\$187	\$163	\$109	\$87	\$68
	Colombia	58%	59%	57%	55%	53%	\$127	\$111	\$90	\$81	\$61
	Costa Rica	61%	64%	66%	67%	68%	\$22	\$27	\$19	\$16	\$17
	Dominican Republic	79%	79%	77%	77%	76%	\$39	\$19	\$8	\$4	\$5
	Ecuador	66%	67%	69%	70%	68%	\$33	\$30	\$17	\$13	\$11
	El Salvador	81%	82%	81%	80%	79%	\$28	\$18	\$8	\$5	\$4
	Guatemala	80%	81%	81%	78%	77%	\$41	\$26	\$14	\$10	\$9
	Honduras	74%	75%	75%	75%	73%	\$8	\$7	\$4	\$3	\$3
	Mexico	61%	63%	65%	65%	63%	\$836	\$748	\$525	\$407	\$369
	Nicaragua	80%	80%	80%	80%	79%	\$4	\$4	\$2	\$1	\$1
	Panama	74%	74%	71%	70%	69%	\$22	\$18	\$8	\$4	\$4
	Paraguay	82%	82%	83%	83%	83%	\$13	\$10	\$10	\$11	\$9
	Peru	71%	71%	73%	73%	68%	\$75	\$59	\$40	\$39	\$31
	Uruguay	69%	70%	70%	71%	67%	\$23	\$16	\$9	\$12	\$10
	Venezuela	87%	86%	82%	79%	72%	\$464	\$307	\$173	\$71	\$55
	Other LA	83%	83%	82%	79%	81%	\$195	\$96	\$32	\$6	\$7
<b>TOTAL LA</b>		<b>65%</b>	<b>66%</b>	<b>68%</b>	<b>66%</b>	<b>63%</b>	<b>\$4,123</b>	<b>\$3,125</b>	<b>\$2,026</b>	<b>\$1,546</b>	<b>\$1,263</b>

	Piracy Rates					Losses (\$M)				
	2007	2006	2005	2004	2003	2007	2006	2005	2004	2003
<b>MIDDLE EAST &amp; AFRICA</b>										
 Algeria	84%	84%	83%	83%	84%	\$86	\$62	\$66	\$67	\$59
 Bahrain	57%	60%	60%	62%	64%	\$27	\$23	\$22	\$19	\$18
 Botswana	82%	81%	82%	84%	81%	\$14	\$12	\$12	-	-
 Cameroon	84%	84%	84%	84%	81%	\$5	\$5	\$5	-	-
 Egypt	60%	63%	64%	65%	69%	\$131	\$88	\$80	\$50	\$56
 Iraq	85%	-	-	-	-	\$124	-	-	-	-
 Israel	32%	32%	32%	33%	35%	\$121	\$102	\$84	\$66	\$69
 Ivory Coast	81%	82%	82%	84%	81%	\$15	\$16	\$23	-	-
 Jordan	60%	61%	63%	64%	65%	\$20	\$19	\$19	\$16	\$15
 Kenya	81%	80%	81%	83%	80%	\$28	\$22	\$20	\$16	\$12
 Kuwait	62%	64%	66%	68%	68%	\$61	\$60	\$65	\$48	\$41
 Lebanon	73%	73%	73%	75%	74%	\$44	\$39	\$34	\$26	\$22
 Libya	88%	-	-	-	-	\$22	-	-	-	-
 Mauritius	57%	59%	60%	60%	61%	\$4	\$3	\$3	\$4	\$4
 Morocco	67%	66%	68%	72%	73%	\$66	\$53	\$55	\$65	\$57
 Nigeria	82%	82%	82%	84%	84%	\$114	\$100	\$82	\$54	\$47
 Oman	61%	62%	63%	64%	65%	\$23	\$25	\$22	\$13	\$11
 Qatar	54%	58%	60%	62%	63%	\$25	\$23	\$21	\$16	\$13
 Reunion	40%	40%	40%	40%	39%	\$1	-	\$1	\$1	\$1
 Saudi Arabia	51%	52%	52%	52%	54%	\$170	\$195	\$178	\$125	\$120
 Senegal	80%	81%	82%	84%	81%	\$6	\$6	\$6	-	-
 South Africa	34%	35%	36%	37%	36%	\$284	\$225	\$212	\$196	\$147
 Tunisia	76%	79%	81%	84%	82%	\$54	\$55	\$54	\$38	\$29
 Turkey	65%	64%	65%	66%	66%	\$365	\$314	\$268	\$182	\$127
 UAE	35%	35%	34%	34%	34%	\$94	\$62	\$45	\$34	\$29
 Yemen	89%	-	-	-	-	\$13	-	-	-	-
 Zambia	82%	82%	83%	84%	81%	\$2	\$2	\$2	-	-
 Zimbabwe	91%	91%	90%	90%	87%	\$3	\$2	\$6	\$9	\$6
Other Africa	85%	85%	84%	84%	81%	\$76	\$49	\$63	\$124	\$84
Other ME	87%	89%	91%	93%	92%	\$448	\$423	\$154	\$70	\$51
<b>TOTAL MEA</b>	<b>60%</b>	<b>60%</b>	<b>57%</b>	<b>58%</b>	<b>56%</b>	<b>\$2,446</b>	<b>\$1,985</b>	<b>\$1,602</b>	<b>\$1,239</b>	<b>\$1,018</b>
<b>NORTH AMERICA</b>										
 Canada	33%	34%	33%	36%	35%	\$1,071	\$784	\$779	\$889	\$736
 Puerto Rico	44%	45%	47%	46%	46%	\$33	\$31	\$12	\$15	\$11
 United States	20%	21%	21%	21%	22%	\$8,040	\$7,289	\$6,895	\$6,645	\$6,496
<b>TOTAL NA</b>	<b>21%</b>	<b>22%</b>	<b>22%</b>	<b>22%</b>	<b>23%</b>	<b>\$9,144</b>	<b>\$8,104</b>	<b>\$7,686</b>	<b>\$7,549</b>	<b>\$7,243</b>
<b>WESTERN EUROPE</b>										
 Austria	25%	26%	26%	25%	27%	\$157	\$147	\$131	\$128	\$109
 Belgium	25%	27%	28%	29%	29%	\$223	\$222	\$257	\$309	\$240
 Cyprus	50%	52%	52%	53%	55%	\$14	\$12	\$13	\$9	\$8
 Denmark	25%	25%	27%	27%	26%	\$193	\$183	\$199	\$226	\$165
 Finland	25%	27%	26%	29%	31%	\$160	\$149	\$156	\$177	\$148
 France	42%	45%	47%	45%	45%	\$2,601	\$2,676	\$3,191	\$2,928	\$2,311
 Germany	27%	28%	27%	29%	30%	\$1,937	\$1,642	\$1,920	\$2,286	\$1,899
 Greece	58%	61%	64%	62%	63%	\$198	\$165	\$157	\$106	\$87
 Iceland	48%	53%	57%	-	-	\$33	\$32	\$18	-	-
 Ireland	34%	36%	37%	38%	41%	\$106	\$92	\$93	\$89	\$71
 Italy	49%	51%	53%	50%	49%	\$1,779	\$1,403	\$1,564	\$1,500	\$1,127
 Luxembourg	21%	-	-	-	-	\$16	-	-	-	-
 Malta	46%	45%	45%	47%	46%	\$7	\$7	\$5	\$3	\$2
 Netherlands	28%	29%	30%	30%	33%	\$502	\$419	\$596	\$628	\$577
 Norway	29%	29%	30%	31%	32%	\$195	\$181	\$169	\$184	\$155
 Portugal	43%	43%	43%	40%	41%	\$167	\$140	\$104	\$82	\$66
 Spain	43%	46%	46%	43%	44%	\$903	\$865	\$765	\$634	\$512
 Sweden	25%	26%	27%	26%	27%	\$324	\$313	\$340	\$304	\$241
 Switzerland	25%	26%	27%	28%	31%	\$303	\$324	\$376	\$309	\$293
 United Kingdom	26%	27%	27%	27%	29%	\$1,837	\$1,670	\$1,802	\$1,963	\$1,601
<b>TOTAL WE</b>	<b>33%</b>	<b>34%</b>	<b>35%</b>	<b>34%</b>	<b>36%</b>	<b>\$11,655</b>	<b>\$10,642</b>	<b>\$11,856</b>	<b>\$11,865</b>	<b>\$9,612</b>
<b>TOTAL WORLDWIDE</b>	<b>38%</b>	<b>35%</b>	<b>35%</b>	<b>35%</b>	<b>36%</b>	<b>\$47,809</b>	<b>\$39,698</b>	<b>\$34,482</b>	<b>\$32,778</b>	<b>\$28,803</b>
<b>BRIC Countries</b>	<b>75%</b>	<b>77%</b>	<b>81%</b>	<b>85%</b>	<b>87%</b>	<b>\$14,429</b>	<b>\$10,049</b>	<b>\$6,841</b>	<b>\$6,105</b>	<b>\$5,813</b>
<b>European Union</b>	<b>35%</b>	<b>36%</b>	<b>36%</b>	<b>35%</b>	<b>37%</b>	<b>\$12,383</b>	<b>\$11,003</b>	<b>\$12,048</b>	<b>\$12,151</b>	<b>\$9,786</b>
<b>BRIC Countries include: Brazil, Russia, India, China</b>										